

La Bici del futuro



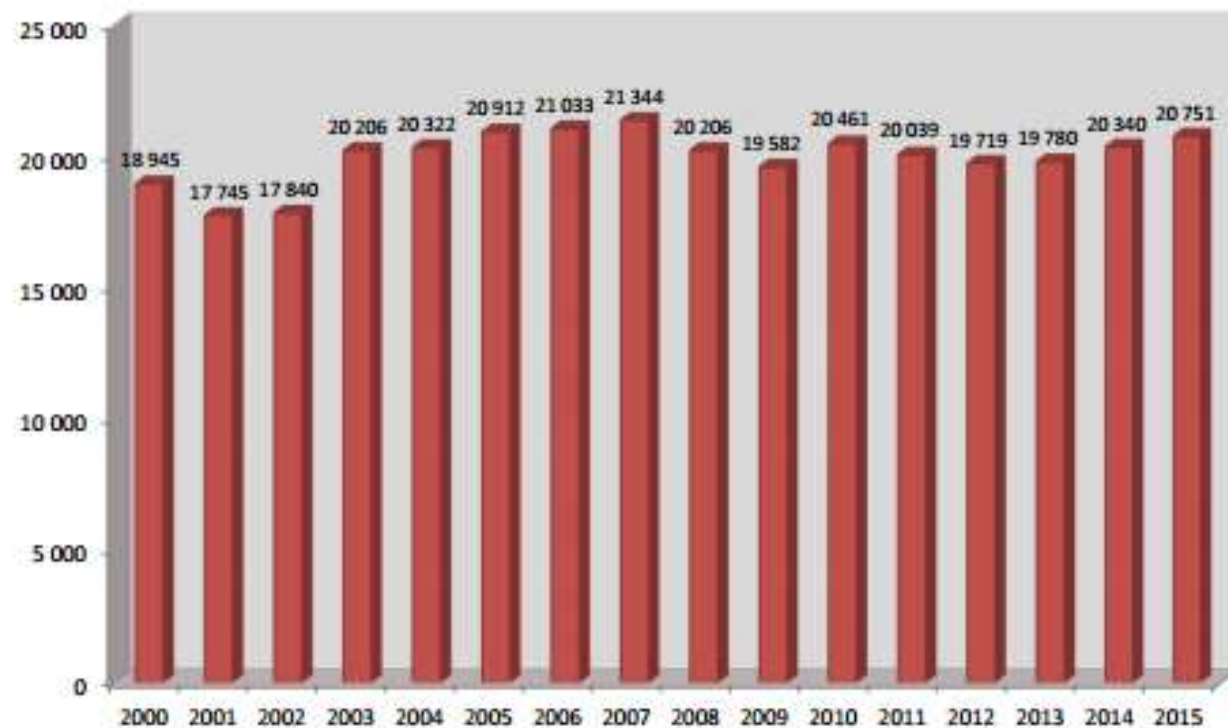
CONFINDUSTRIA ANCMA



Confederation of the European
Bicycle Industry

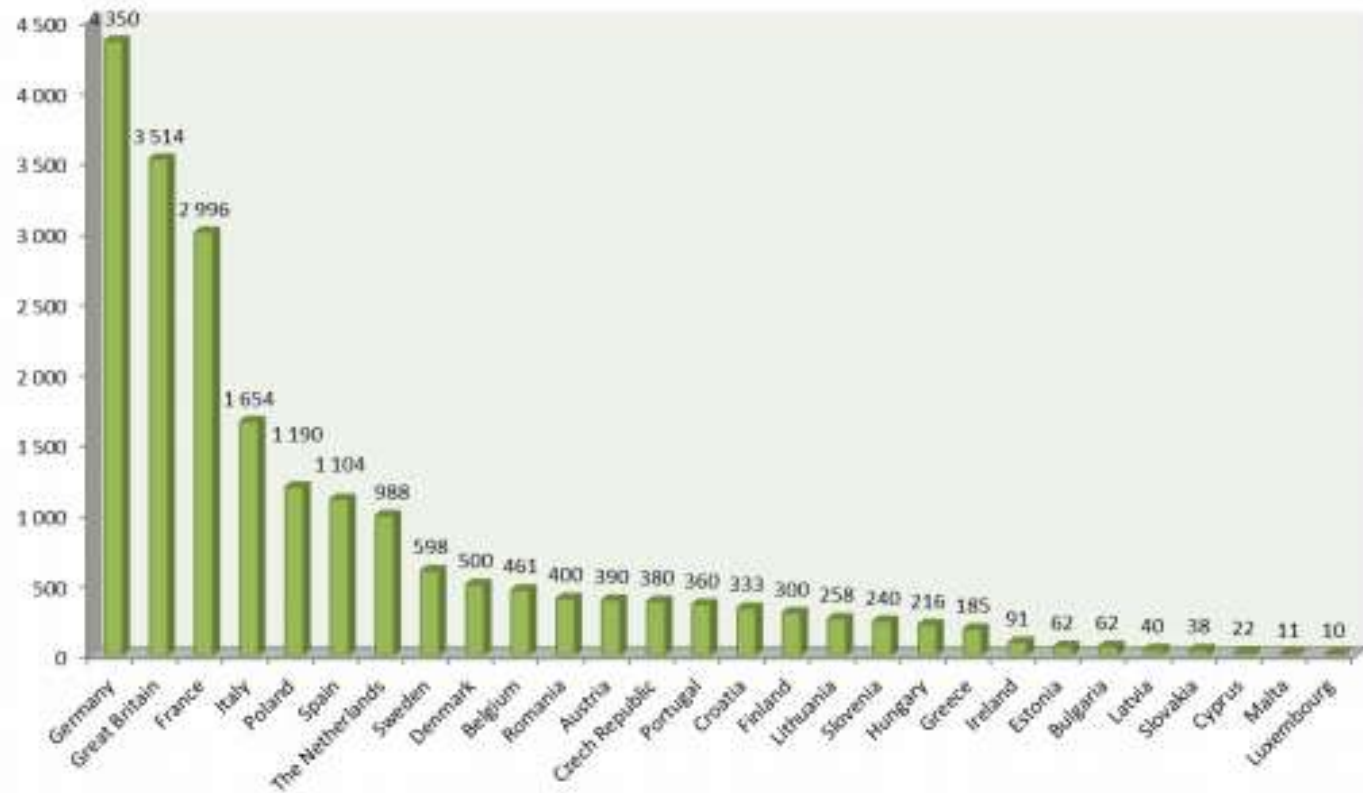
Colibi-Coliped
Since 1960 Representing the European Bicycle Industry

EUROPEAN BICYCLE SALES (EU 28) (1,000 units) 2000 - 2015



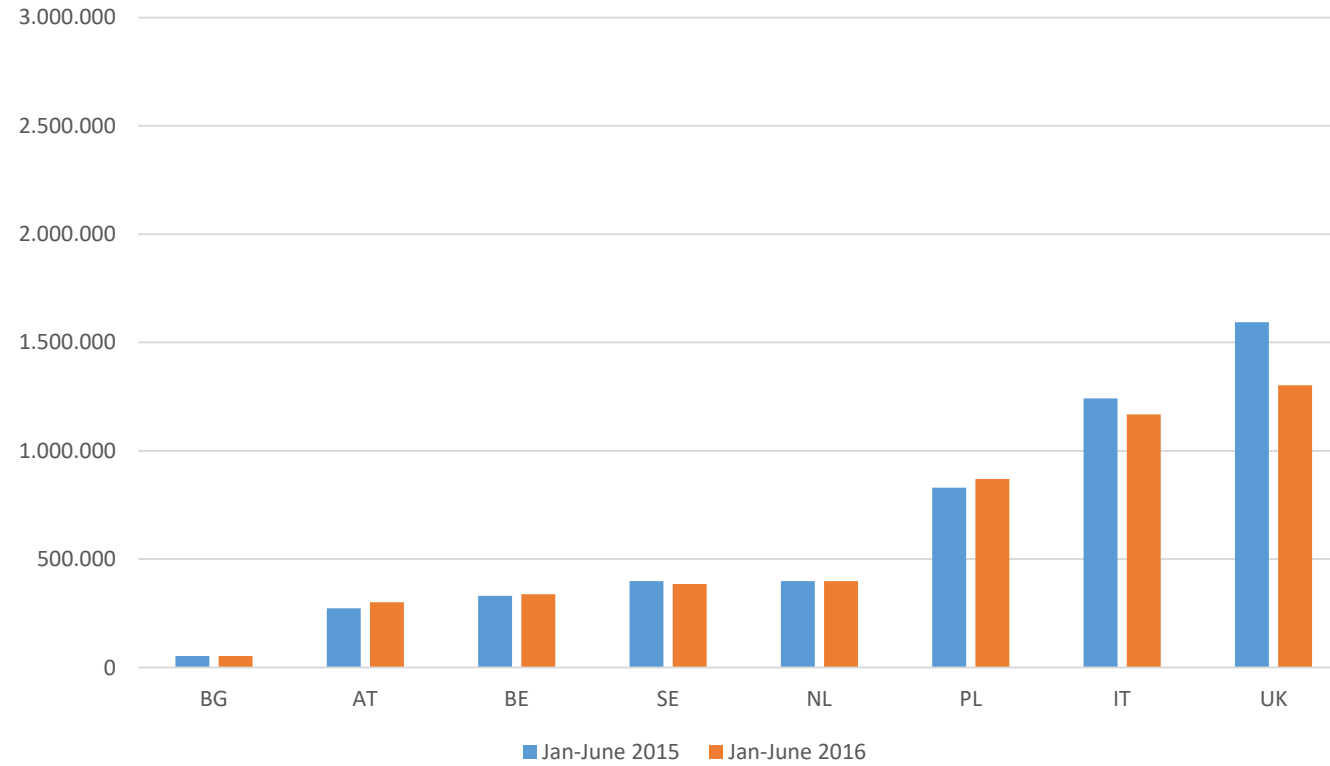
Year	2000	2001	2002	2003	2004	2005	2006	2007	2008	2009	2010	2011	2012	2013	2014	2015
Bicycle Sales (x 1,000)	18 945	17 745	17 840	20 206	20 322	20 912	21 033	21 344	20 206	19 582	20 461	20 039	19 719	19 780	20 340	20 751
Evolution (%)		-6,33	0,54	13,26	0,57	2,90	0,58	1,48	-5,13	-3,09	4,89	-2,06	-1,60	0,31	2,83	2,02

2015 EUROPEAN BICYCLE SALES (EU 28) COUNTRY RANKING (1,000 units)



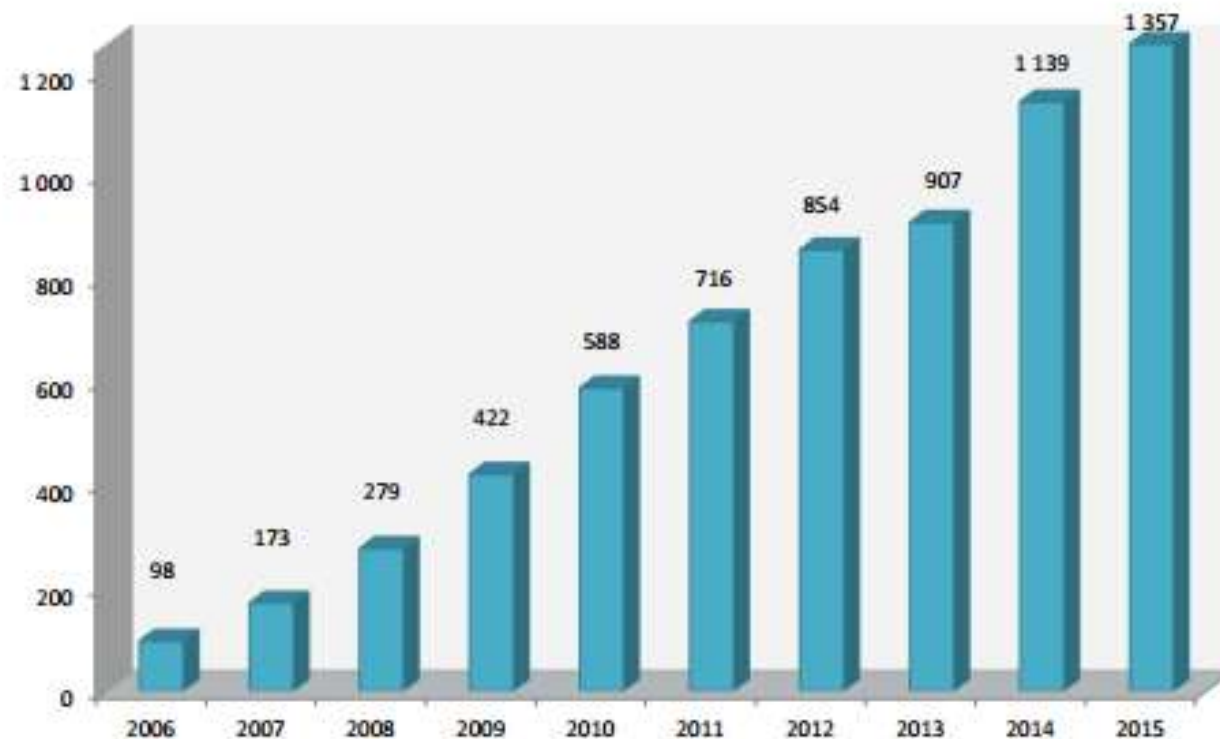
Country	Germany	Great Britain	France	Italy	Poland	Spain	The Netherlands	Sweden	Denmark	Belgium	Romania	Austria	Czech Republic	Portugal	Finland	Lithuania	Slovenia	Hungary	Greece	Ireland	Estonia	Bulgaria	Latvia	Slovakia	Cyprus	Malta	Luxembourg	EU 28
Bicycle Sales (x 1,000)	4350	3514	2996	1654	1190	1104	988	598	500	461	400	390	380	360	300	258	240	216	185	91	62	62	40	38	22	11	10	20751
Ranking	1	2	3	4	5	6	7	8	9	10	11	12	13	14	15	16	17	18	19	20	21	22	23	24	25	26	27	28

Bicycle Sales Jan-June 15-16



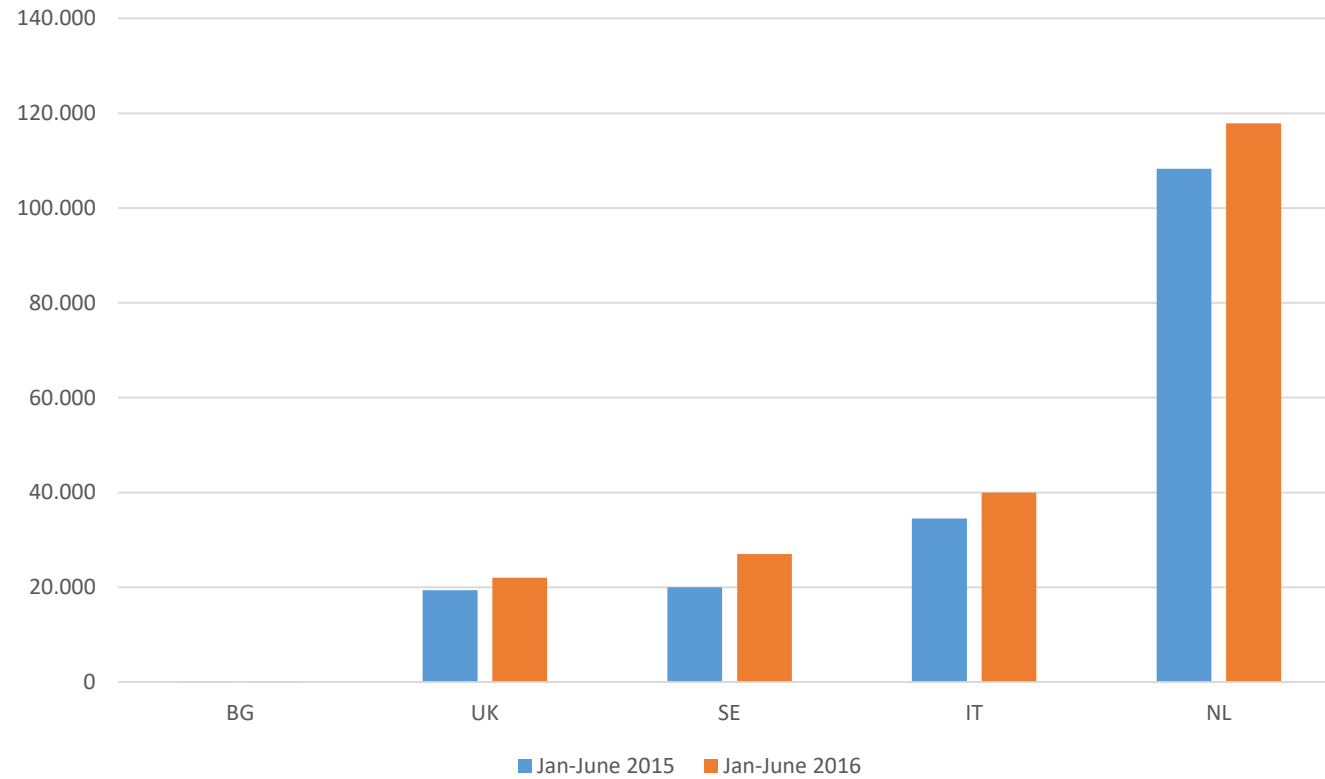
<u>SALES</u>									
Country	BG	AT	BE	SE	NL	PL	IT	UK	DE
Jan-June 2015	53 192	273 611	330 170	398 667	399 017	830 000	1 242 553	1 594 000	2 860 000
Jan-June 2016	52 951	300 678	338 477	385 000	399 161	870 000	1 168 000	1 303 000	2 700 000
Evolution	-0,45%	9,89%	2,52%	-3,43%	0,04%	4,82%	-6,00%	-18,26%	-5,59%

**EUROPEAN EPAC SALES (EU 28)
(1,000 units) 2009 – 2015**



Year	2006	2007	2008	2009	2010	2011	2012	2013	2014	2015
EPAC Sales (x 1,000)	98	173	279	422	588	716	854	907	1 139	1 357
Evolution (%)		76,53	61,27	51,25	39,34	21,77	19,27	6,21	25,58	19,13


EPAC Sales Jan-June 15-16



EPAC SALES					
Country	BG	UK	SE	IT	NL
Jan-June 2015	1	19 400	20 000	34 483	108 300
Jan-June 2016	10	22 000	27 000	40 000	117 900
Evolution	900,00%	13,40%	35,00%	16,00%	8,86%



Da Loro...



Da Noi?

ANALISI DATI BICI MASTERPLAN PADOVA

Uso la bici raramente, perché? (2009)

- | | |
|---------|----------------------|
| 1 – 30% | E' pericoloso |
| 2 – 20% | E' faticoso pedalare |
| 3 – 15% | Respiro troppo smog |
| 4 – 6% | Temo il maltempo |
| 5 – 29% | Non saprei o altro |